
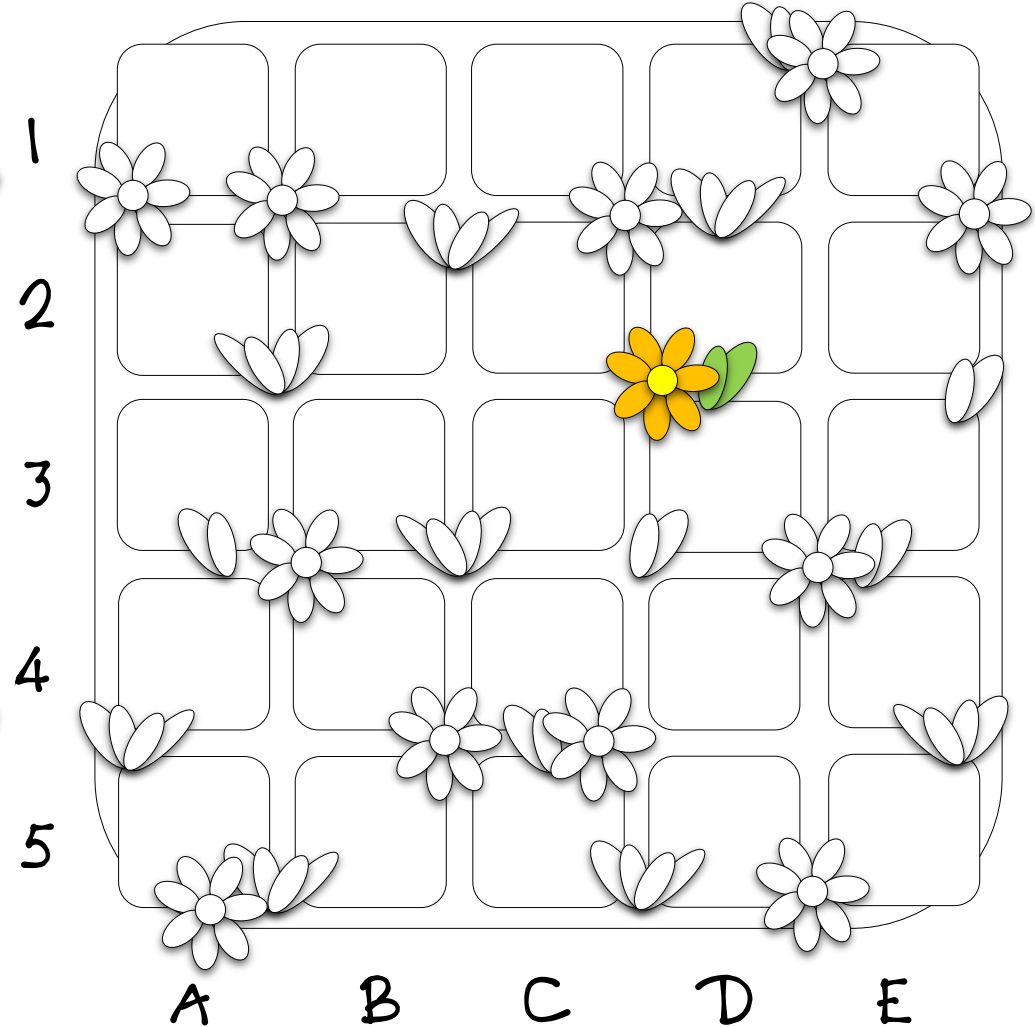


Fang den Osterhasen!

Hier verstecke ich für _____



Hier suche ich!



Fang den Osterhasen!

Info



Das Spiel funktioniert wie „Schiffe versenken“. Spielt es allen, die ihr gerade nicht besuchen könnt per Telefon oder Videoanruf. Und lasst euch von euren Eltern und Geschwistern helfen.

So geht's:

1

Jeder von euch versteckt im linken Spielfeld 5 Ostereier und den Osterhasen. Dabei passt in ein Kästchen entweder 1 Ei oder der Osterhase.

Ihr könnt die Eier und den Hasen selbst malen oder die von unten ausschneiden und aufkleben




2

Der Jüngere von euch beiden fängt an, und fragt den 2. Spieler, z.B.: „Hast du was versteckt Kästchen B-3?“ Der 2. Spieler guckt in seinem Linken Spielfeld nach und antwortet. Hat er in B-3 was versteckt, dann sagt er „Treffer, ein Ei (der Osterhase)“. Wenn nicht, dann „Da ist nur Gras!“

Und der 1. Spieler markiert sich das Ergebnis in seinem rechten Spielfeld: **Gras = X, Osterei = O**

Jetzt ist der 2. Spieler dran, und fragt den 1. Spieler nach einem Kästchen. Danach geht es immer abwechselnd weiter. Gewonnen hat, wer zuerst alle Ostereier und den Osterhasen in seinem rechten Spielfeld gefunden hat.

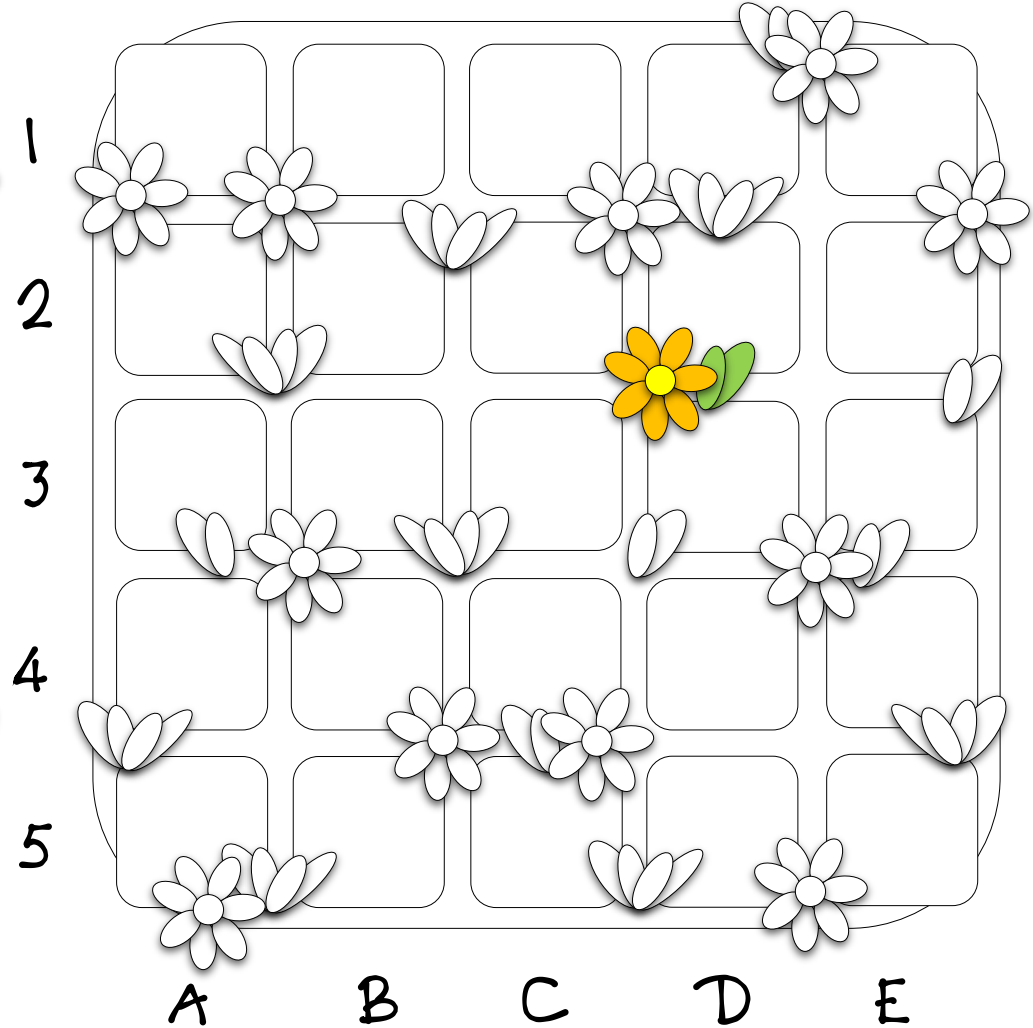

3



Catch the Easter Bunny

Here I hide for _____

I hunt here!



Catch the Easter Bunny



fyi

The game works like "BattleShip". *
Play it to anyone you can't visit just by
phone or video call. And let your parents
and siblings help you.

That's how it works:

1

Each of you hides in your left field
5 Easter eggs and the Easter bunny.
A box fits either 1 egg or the Easter bunny.
You can paint the eggs and the rabbit yourself
or cut them out from below and stick them on.




2

Decides who starts!
The 1st player starts and asks the 2nd player,
e.g. : "Did you hide something in
Box B-3?" The 2nd player looks in his
left field and answers:
If he has something hidden in B-3, he says
"Yes, there is an egg (the Easter Bunny)".
If not then "There is only green grass!"
And the 1st player marks the result in
his right field: **grass = X, Easter egg = O**

Now it is the 2nd player's turn. He asks
the 1st player after a box.
After that, it continues alternately.
The winner is who first found all Easter eggs
and the Easter bunny.


3



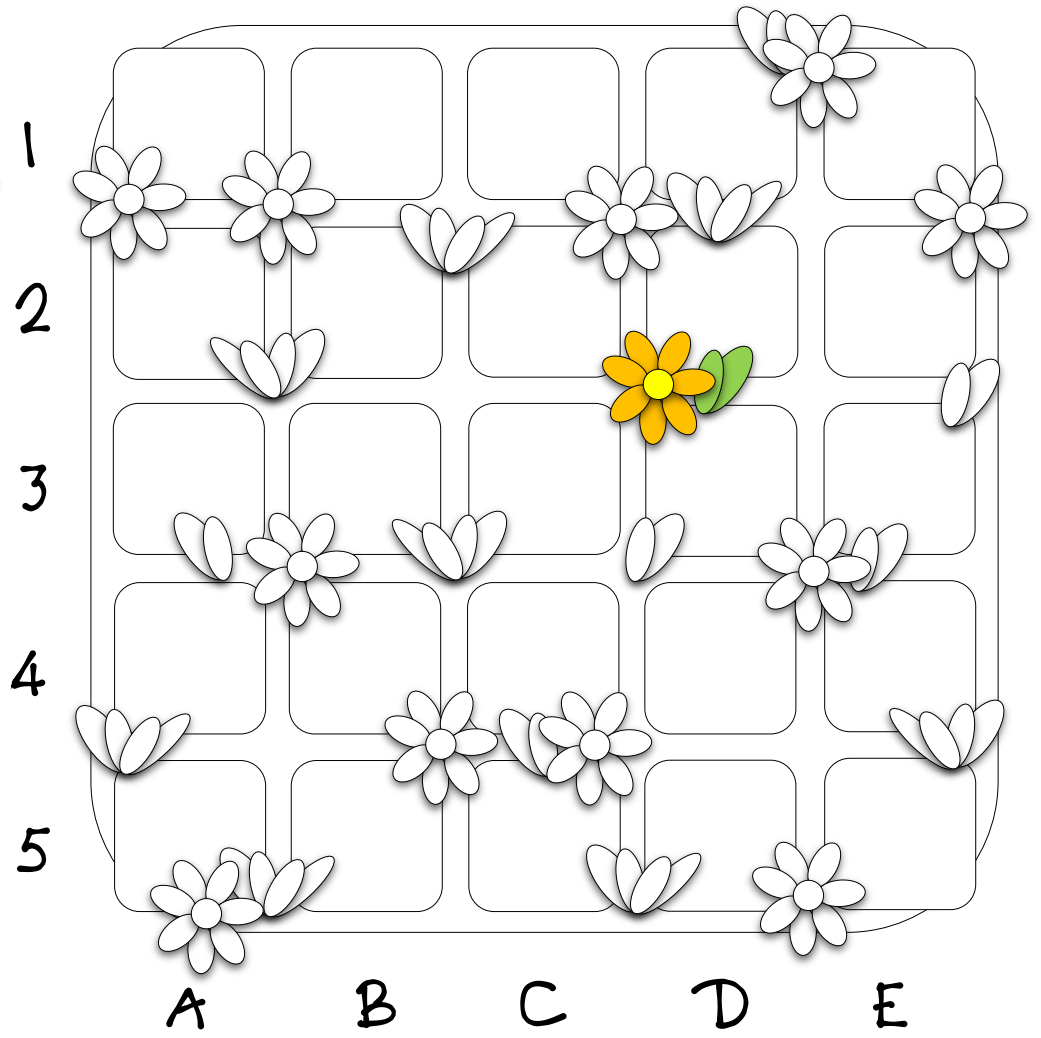
* [https://en.wikipedia.org/wiki/Battleship_\(game\)](https://en.wikipedia.org/wiki/Battleship_(game))

Cattura il coniglietto di pasqua

Qui mi nascondo per _____



Sto guardando qui!



Cattura il coniglietto di pasqua

!?



Il gioco funziona come "Battleship".*
Gioca a tutti quelli che non puoi visitare solo per telefono o per videochiamata. E lascia che i tuoi genitori e fratelli ti aiutino.

Ecco come si gioca:

Ognuno di voi si nasconde nel campo di sinistra
5 uova di Pasqua e il coniglietto pasquale.

Una scatola si adatta a entrambi
1 uovo o il coniglietto pasquale.

Puoi dipingere tu stesso le uova e il coniglio
oppure tagliali dal basso e fissali.



2

Decide chi inizia. Il primo giocatore inizia e chiede il 2 ° giocatore, ad esempio:

"Hai nascosto qualcosa dentro Riquadro B-3?" Il secondo giocatore guarda nel suo Campo sinistro e risposta.

Se ha qualcosa nascosto in B-3, dice "Sì, c'è un uovo (il coniglietto pasquale)".

Altrimenti, allora "C'è solo erba verde!"

E il 1 ° giocatore segna il risultato
il suo campo destro:


erba = X, uovo di Pasqua = O

Ora è il turno del secondo giocatore e chiede il 1 ° giocatore dopo una scatola.

Successivamente, continua alternativamente.

Il vincitore è chi per primo ha trovato tutte le uova di Pasqua e il coniglietto di Pasqua.

3



* [https://en.wikipedia.org/wiki/Battleship_\(game\)](https://en.wikipedia.org/wiki/Battleship_(game))

